



# The Parents' Guide to Google Classroom



Lyricia Squyres  
Director of Curriculum &  
Faculty Development



Jessica Sims  
Technology Coordinator &  
Instructional Technologist

# What is Google Classroom?

Think of Google Classroom (GC) as your child's digital link to learning.

Teachers use GC to share assignments, homework, newsletters, and much more with students AND parents!

# Getting Started



Your child was provided with a secure login and password that is unique to them.

Check with his/her teacher to obtain this private information OR ask them to add you as a guardian via email.

# Getting Started



1

Click on the Google Chrome browser icon.

# Getting Started



2 Type [www.google.com](http://www.google.com)  
into your web  
address bar.

# Getting Started

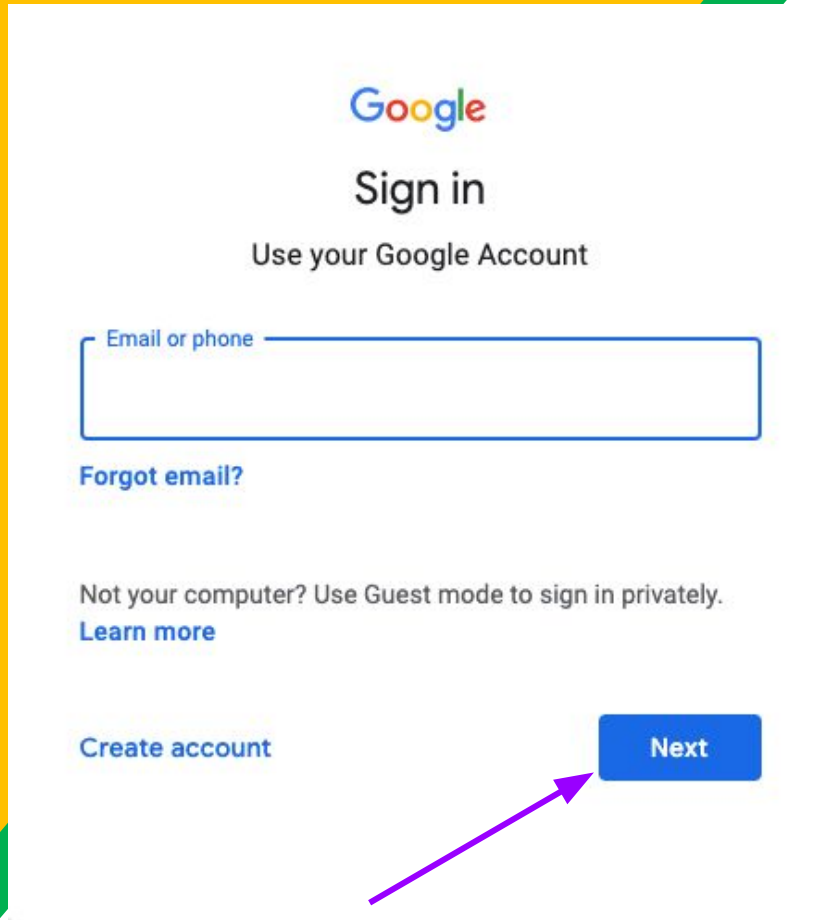


3

Click on **SIGN IN** in the upper right hand corner of the browser window.



# Getting Started



The image shows a screenshot of the Google Sign in interface. At the top is the Google logo, followed by the text 'Sign in' and 'Use your Google Account'. Below this is a text input field labeled 'Email or phone'. Under the input field is a link that says 'Forgot email?'. Further down, there is a line of text: 'Not your computer? Use Guest mode to sign in privately.' followed by a link 'Learn more'. At the bottom left is a link 'Create account', and at the bottom right is a blue button labeled 'Next'. A purple arrow points from the bottom left towards the 'Next' button.

4

Type in your child's  
**TCA Email address** &  
click **"next."**

**gradyear.firstname.lastname  
@tcaeagles.org**

# Getting Started

**PreK - 12345678**

**New Students -  
Eagles123**

5

Type in your  
**PASSWORD**  
& click "**next.**"

Gmail

Images



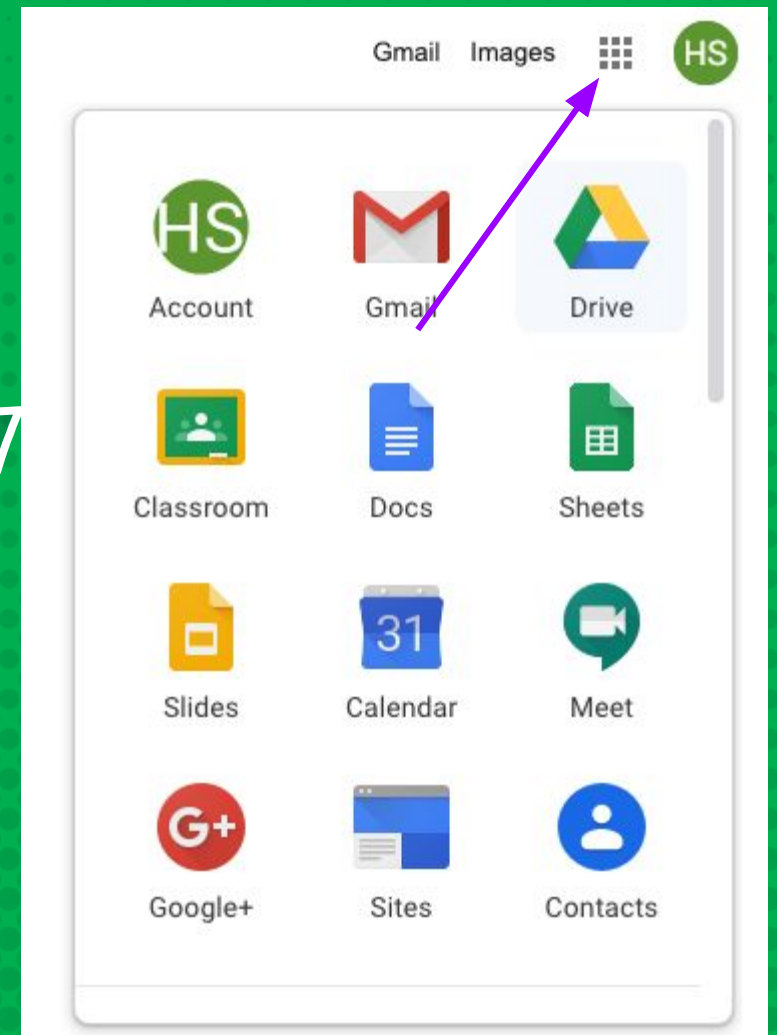
HS

***NOW YOU'LL SEE***

that you are signed in to  
your Google Apps for  
Education account!

# GOOGLE SUITE

Click on the 9 squares  
(Waffle/Rubik's Cube) icon in the  
top right hand corner to see  
the Google Suite of Products!



# GOOGLE ICONS TO RECOGNIZE:



CHROME



DOCS




DRIVE



SLIDES



SHEETS



FORMS



CALENDAR



GMAIL



PHOTOS



MAPS



KEEP



CLASSROOM



MEET



HANGOUTS



SITES



CONTACTS



CLOUD



CLOUD SEARCH



YOUTUBE




NEWS



VAULT



MY ACCOUNT

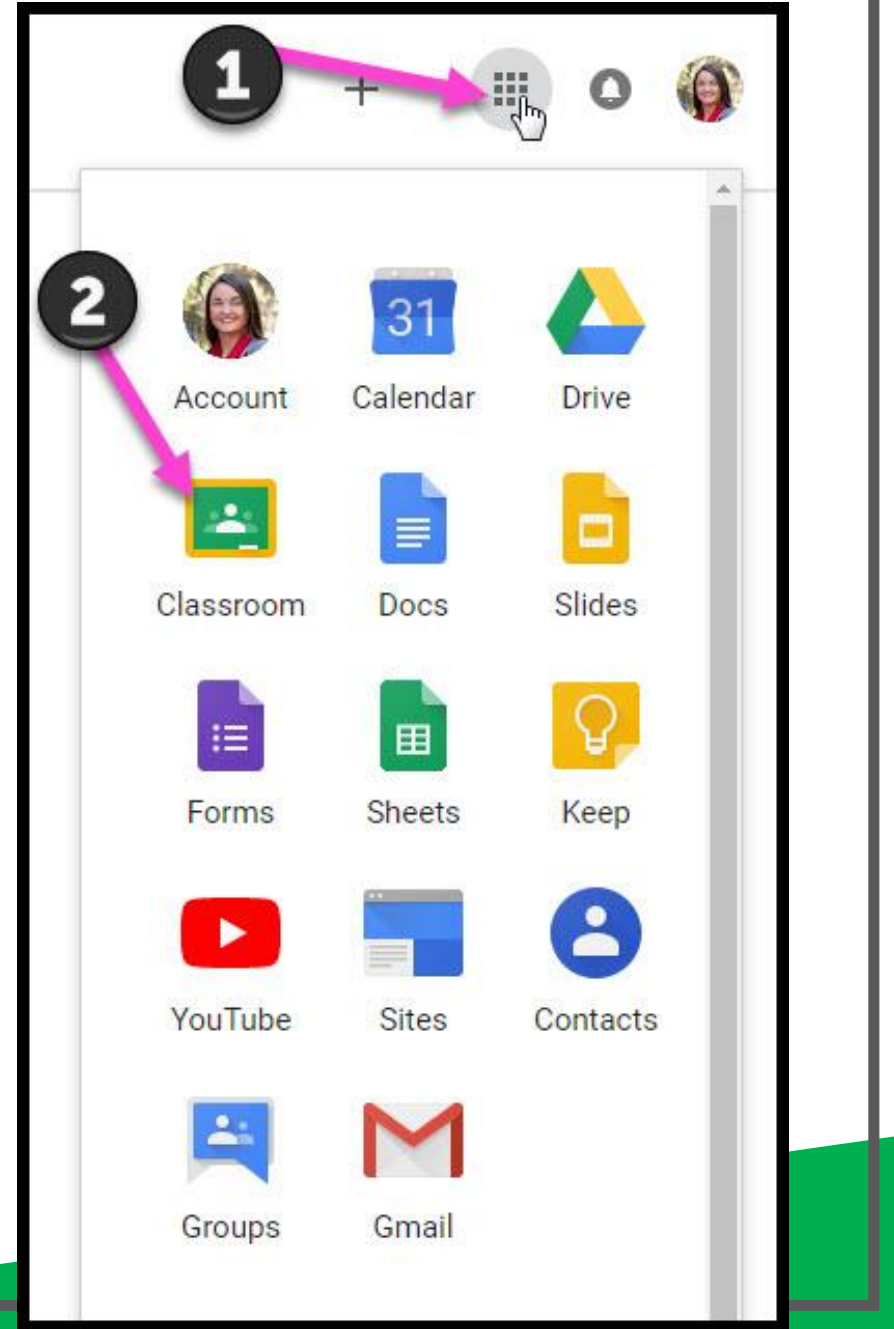


GROUPS

# Navigating Classroom

1

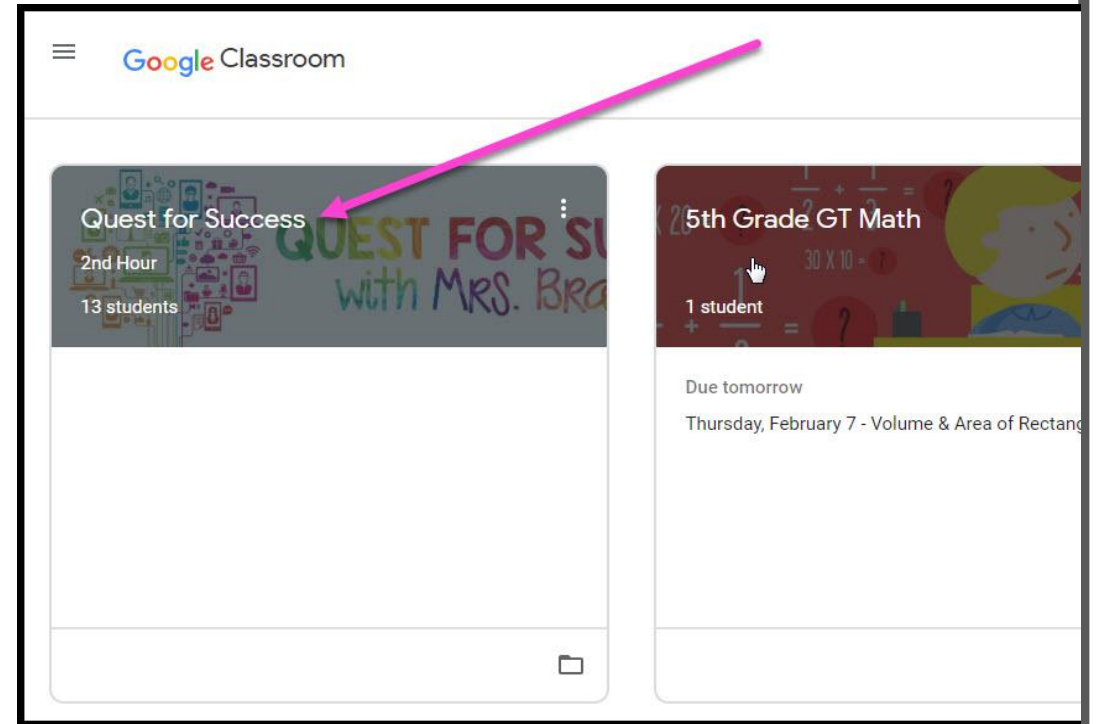
Click on the waffle button and then the Google Classroom icon.



# Navigating Classroom

2

Click on the class you wish to view.



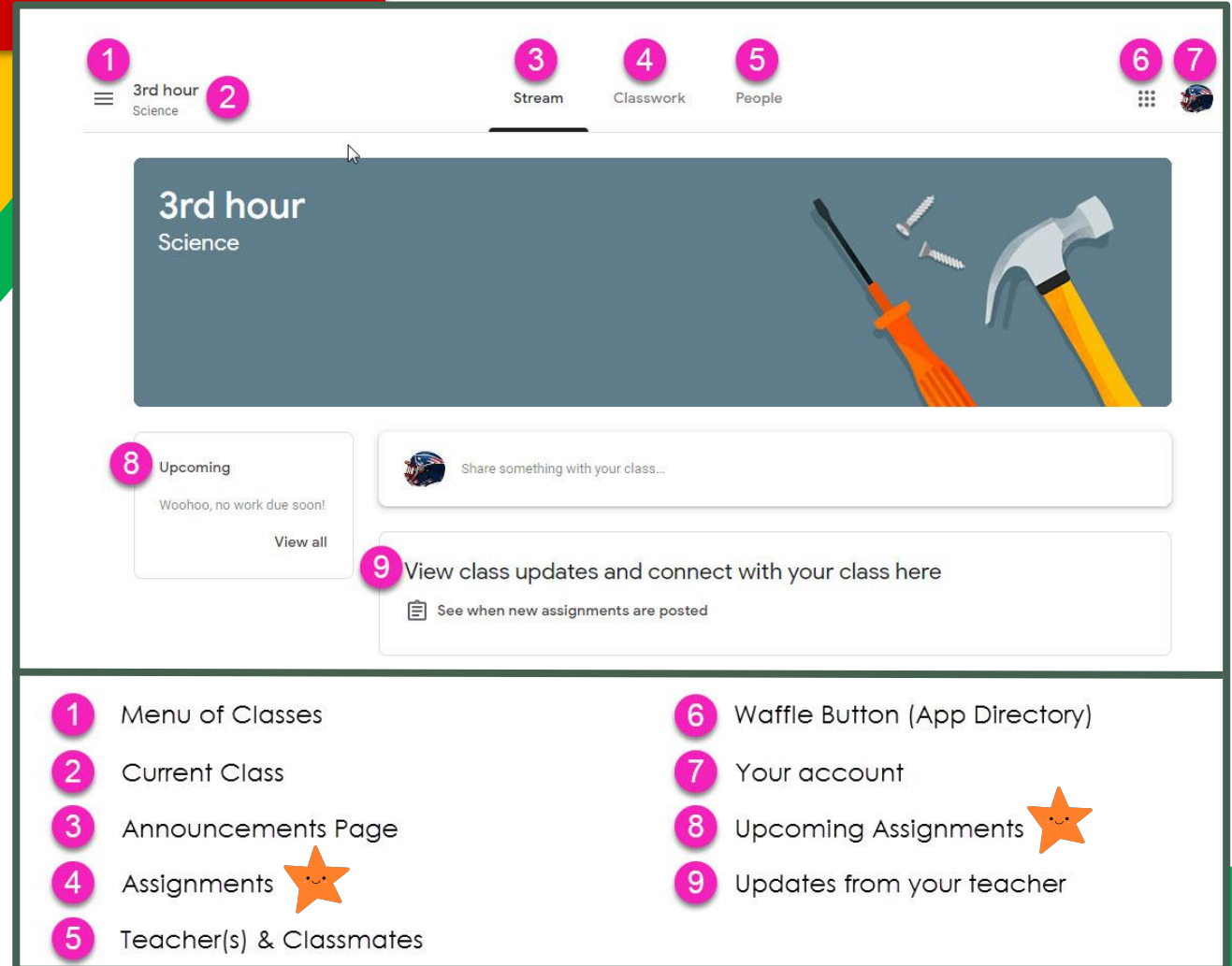


# Navigating Classroom



 = High Interest for Parents

3

Page tools  
(Left side)



The screenshot shows the Classroom app interface. At the top, there's a navigation bar with icons for Menu of Classes (1), Current Class (2), Stream (3), Classwork (4), People (5), Waffle Button (6), and Your account (7). Below this is a header for the '3rd hour Science' class. The main content area shows an 'Upcoming' section (8) with a message 'Woohoo, no work due soon!' and a 'View all' link. Below that is a section for 'View class updates and connect with your class here' (9) with a toggle for 'See when new assignments are posted'. A sharing box is also visible.

- 1 Menu of Classes
- 2 Current Class
- 3 Announcements Page
- 4 Assignments 
- 5 Teacher(s) & Classmates
- 6 Waffle Button (App Directory)
- 7 Your account
- 8 Upcoming Assignments 
- 9 Updates from your teacher



# Navigating Classroom

4

Assignment  
details

The screenshot shows the Classroom interface with the following elements and callouts:

- 1** Classwork Tab
- 2** View your work
- 3** Google Calendar
- 4** Class Drive folder
- 5** All topics
- 6** Benchmark Tests
- 7** For the Week of September 2 - 6
- 8** Due Today
- 9** Assigned
- 10** Attached files/links
- 11** View Assignment

The interface displays the following content:

- Stream
- Classwork
- People
- View your work
- Google Calendar
- Class Drive folder
- All topics
- Benchmark Tests
- Daily Lesson Files
- Assessments
- Back to School
- Resources
- Benchmark Tests
- STAR Math Benchmark Test - BOY
- Due Sep 3
- Daily Lesson Files
- For the Week of September 2 - 6
- Due Today
- Assigned
- Posted Sep 3
- Monday - NO SCHOOL (Labor Day)
- Tuesday - Multistep Equations (Also STAR Math Benchmark)
- Wednesday - Variables on Both Sides
- Thursday - Infinite & No Solution Equations
- Friday - Algebraic Proportions
- Day 1 - Multistep Equatio... PDF
- Day 2 - Variables on Both... PDF
- Day 3 - Infinite & No Solu... PDF
- Day 4 - Algebraic Propo... PDF
- View Assignment

1 Classwork Tab

2 See your Grades

3 See Due Dates

4 View your files

5 Topics available

6 Topic Headings

7 Assignment Title

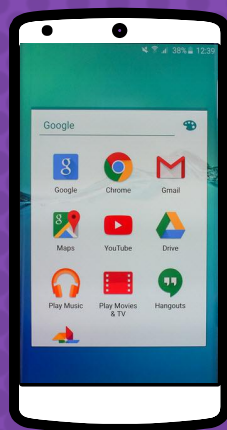
8 Assignment Due Date

9 Assignment Status

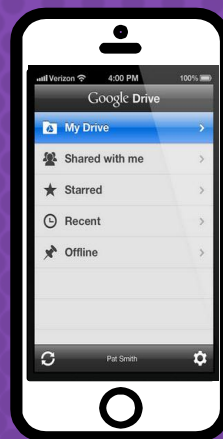
10 Attached files/links

11 Click to view  
assignment

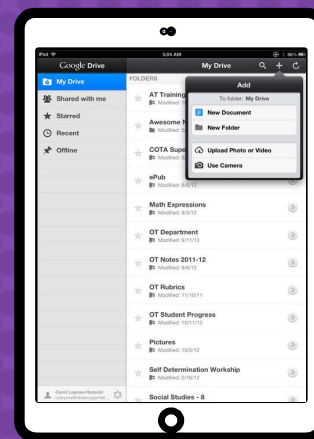
# ***ACCESS*** ***ANYWHERE***



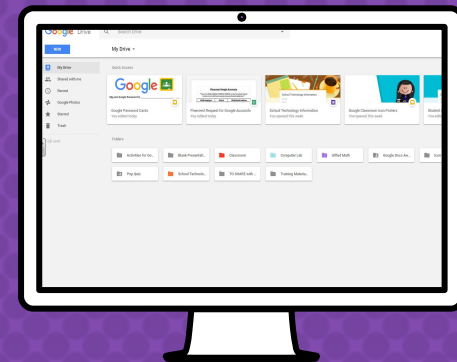
***ANDROID***



***IPHONE***



***TABLET***



***DESKTOP***



# GOOGLE APPS

---

allow you to edit Google  
assignments from  
any device that is connected  
to the internet!



Download on the  
App Store



GET IT ON  
Google Play

# QUESTIONS



Email Jessica Sims  
[sims@tcaeagles.org](mailto:sims@tcaeagles.org)

# QUESTIONS



Email Lyricia Squyres  
[lsquyres@tcaeagles.org](mailto:lsquyres@tcaeagles.org)